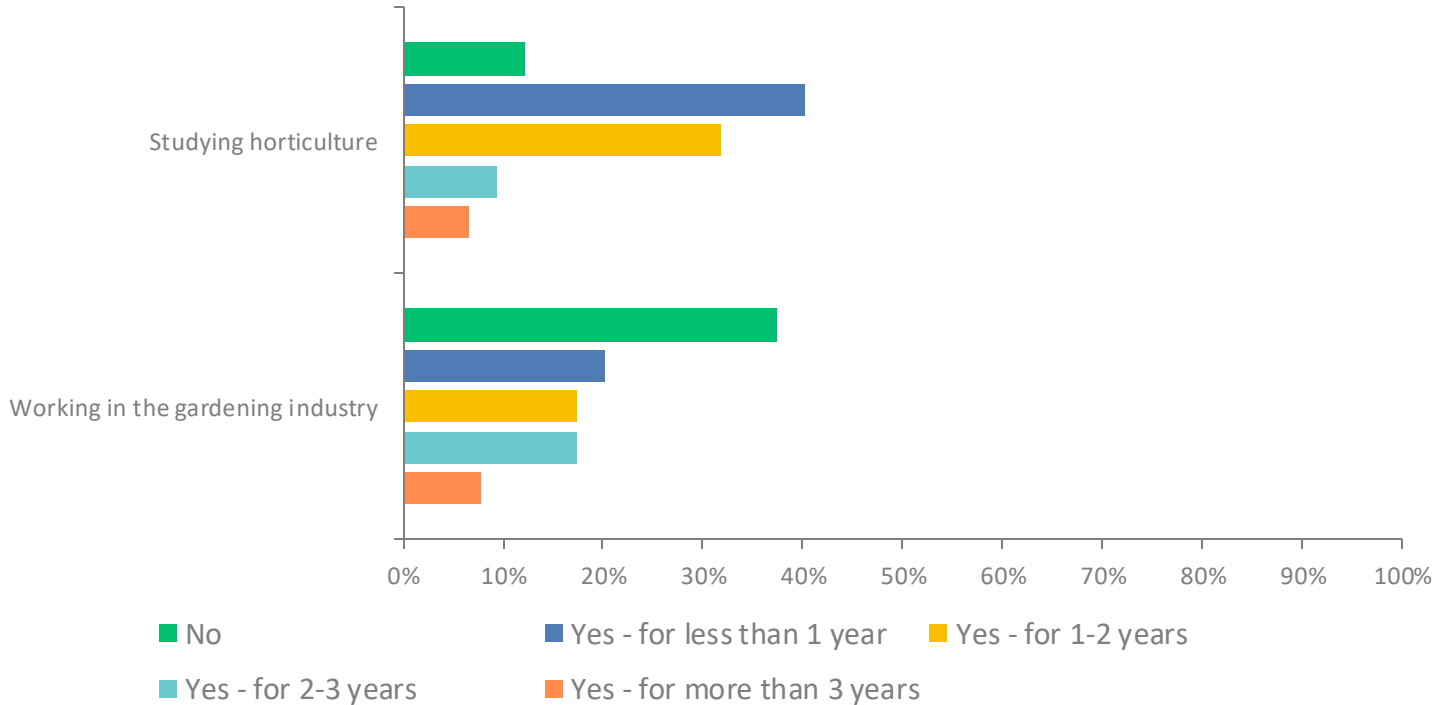




# New Gardeners Survey

# Q1: Are you currently studying horticulture and/or working in the gardening industry?

Answered: 110 Skipped: 0



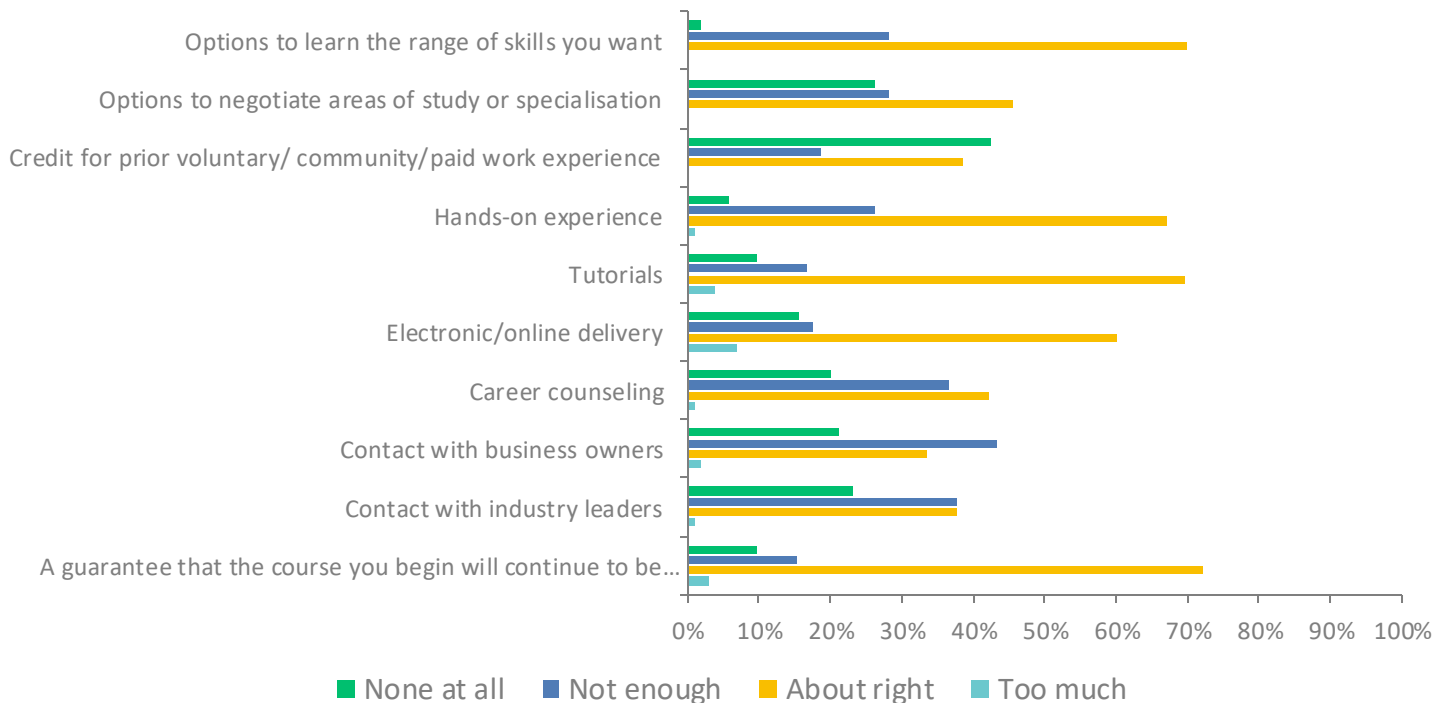
# Q1: Are you currently studying horticulture and/or working in the gardening industry?

Answered: 110 Skipped: 0

	NO	YES - FOR LESS THAN 1 YEAR	YES - FOR 1-2 YEARS	YES - FOR 2-3 YEARS	YES - FOR MORE THAN 3 YEARS	TOTAL	WEIGHTED AVERAGE
Studying horticulture	12.15% 13	40.19% 43	31.78% 34	9.35% 10	6.54% 7	107	2.58
Working in the gardening industry	37.50% 39	20.19% 21	17.31% 18	17.31% 18	7.69% 8	104	2.38

### Q3: Does your current course of study offer the following options, and if so, to what extent?

Answered: 104 Skipped: 6



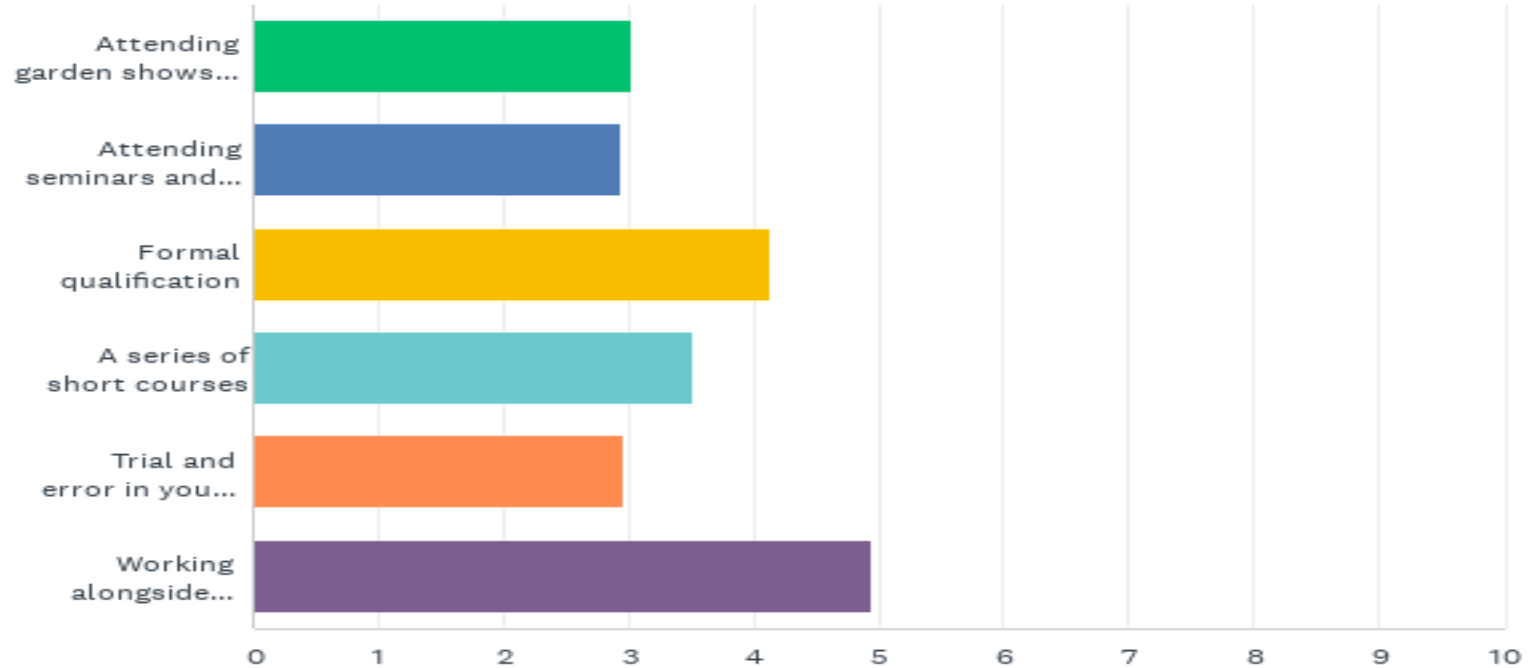
### Q3: Does your current course of study offer the following options, and if so, to what extent?

Answered: 104 Skipped: 6

	NONE AT ALL	NOT ENOUGH	ABOUT RIGHT	TOO MUCH	TOTAL	WEIGHTED AVERAGE
Options to learn the range of skills you want	1.94% 2	28.16% 29	69.90% 72	0% 0	103	2.68
Options to negotiate areas of study or specialisation	26.21% 27	28.16% 29	45.63% 47	0% 0	103	2.19
Credit for prior voluntary/ community/ paid work experience	42.57% 43	18.81% 19	38.61% 39	0% 0	101	1.96

## Q4: Which of the following ways of learning are most useful to you in your career? Rank in order of preference, where 1 is the most useful.

Answered: 110 Skipped: 0



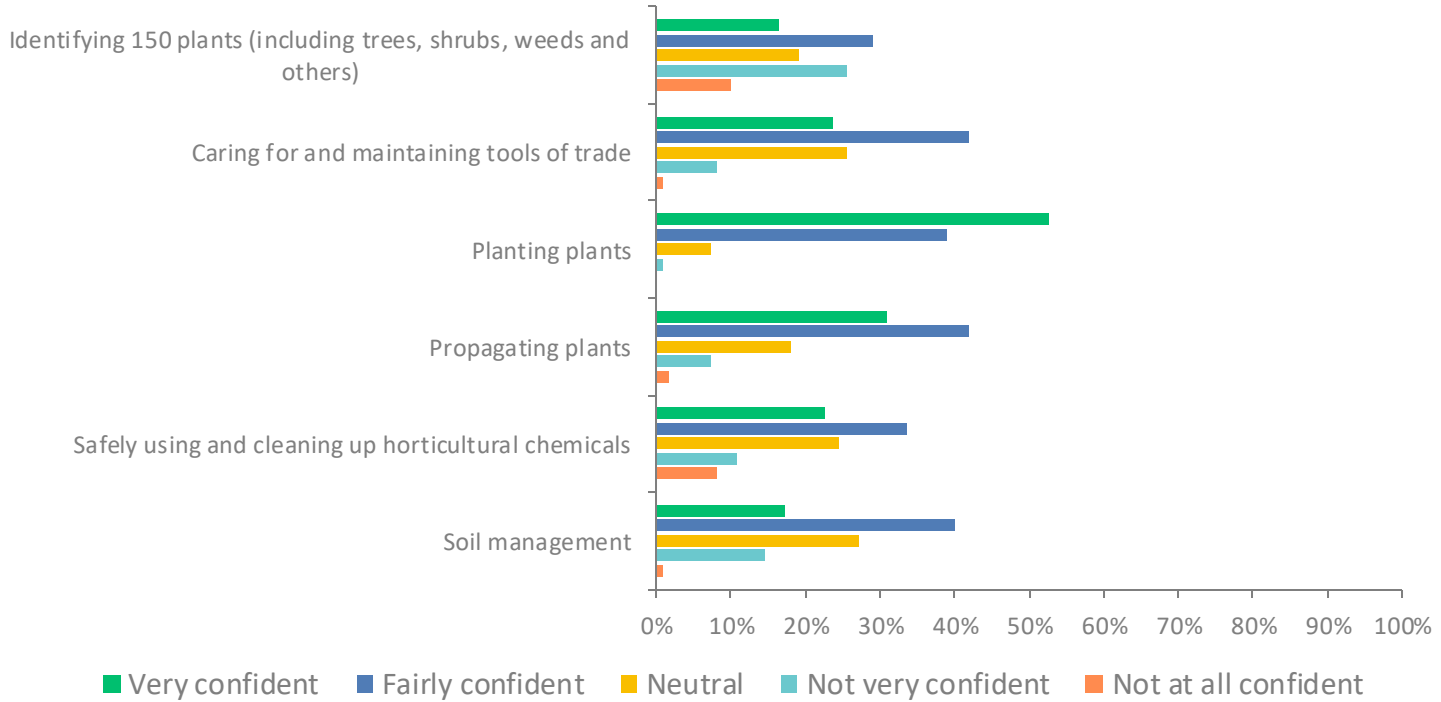
## Q4: Which of the following ways of learning are most useful to you in your career? Rank in order of preference, where 1 is the most useful.

Answered: 110 Skipped: 0

	1	2	3	4	5	6	N/A	TOTAL	SCORE
Attending garden shows & clubs	7.27% 8	14.55% 16	14.55% 16	15.45% 17	24.55% 27	19.09% 21	4.55% 5	110	3.03
Attending seminars and conferences	3.64% 4	9.09% 10	20.00% 22	20.91% 23	19.09% 21	17.27% 19	10.00% 11	110	2.95
Formal qualification	29.09% 32	22.73% 25	11.82% 13	14.55% 16	7.27% 8	12.73% 14	1.82% 2	110	4.14
A series of short courses	5.45% 6	18.18% 20	26.36% 29	20.91% 23	14.55% 16	8.18% 9	6.36% 7	110	3.51
Trial and error in your own business	6.36% 7	12.73% 14	13.64% 15	10.91% 12	21.82% 24	20.00% 22	14.55% 16	110	2.96
Working alongside knowledgeable gardeners	48.18% 53	22.73% 25	10.91% 12	11.82% 13	2.73% 3	2.73% 3	0.91% 1	110	4.94

# Q5: How confident do you feel about your knowledge in the following areas?

Answered: 110 Skipped: 0





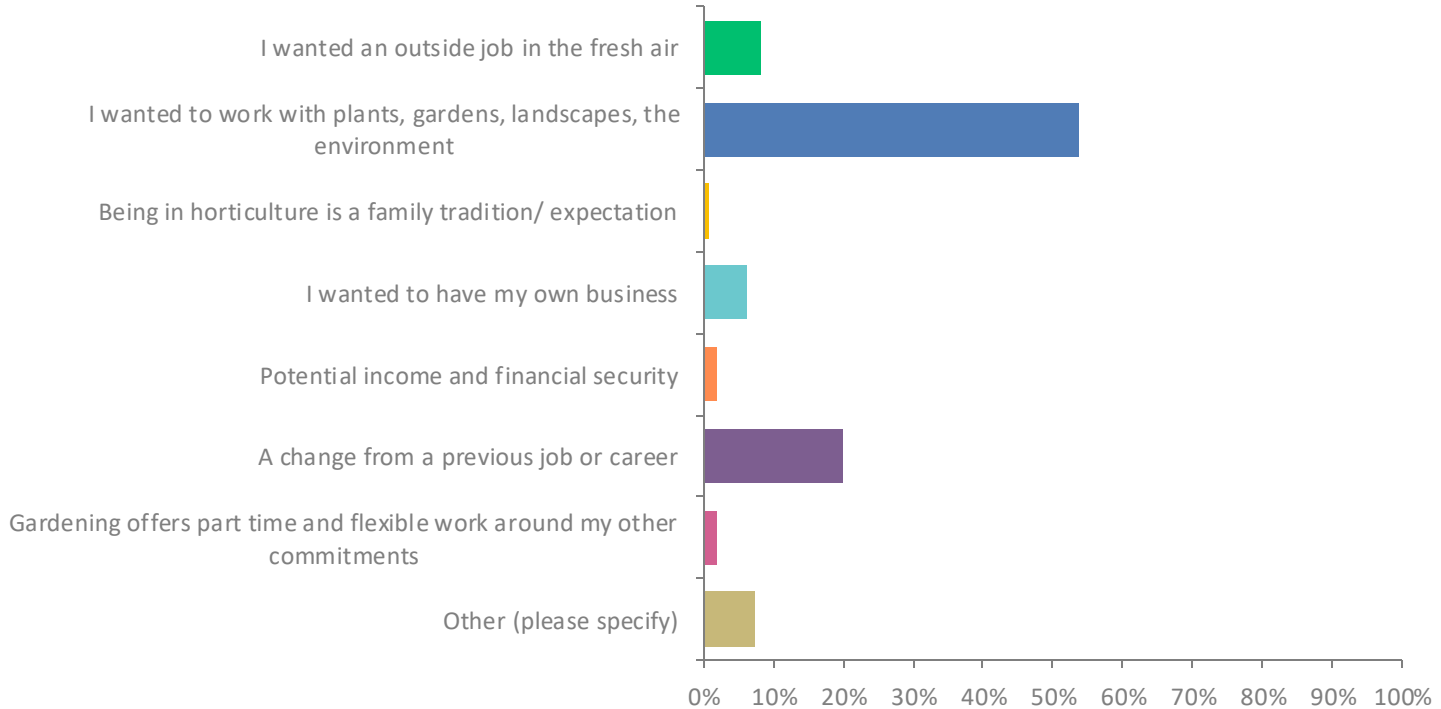
## Q5: How confident do you feel about your knowledge in the following areas?

Answered: 110 Skipped: 0

	VERY CONFIDENT	FAIRLY CONFIDENT	NEUTRAL	NOT VERY CONFIDENT	NOT AT ALL CONFIDENT	TOTAL	WEIGHTED AVERAGE
Identifying 150 plants (including trees, shrubs, weeds and others)	16.36% 18	29.09% 32	19.09% 21	25.45% 28	10.0% 11	110	3.16
Caring for and maintaining tools of trade	23.64% 26	41.82% 46	25.45% 28	8.18% 9	0.91% 1	110	3.79
Planting plants	52.73% 58	39.09% 43	7.27% 8	0.91% 1	0% 0	110	4.44

## Q6: What led you to train or work in gardening? Select one response from the following list that most closely matches your own

Answered: 110 Skipped: 0



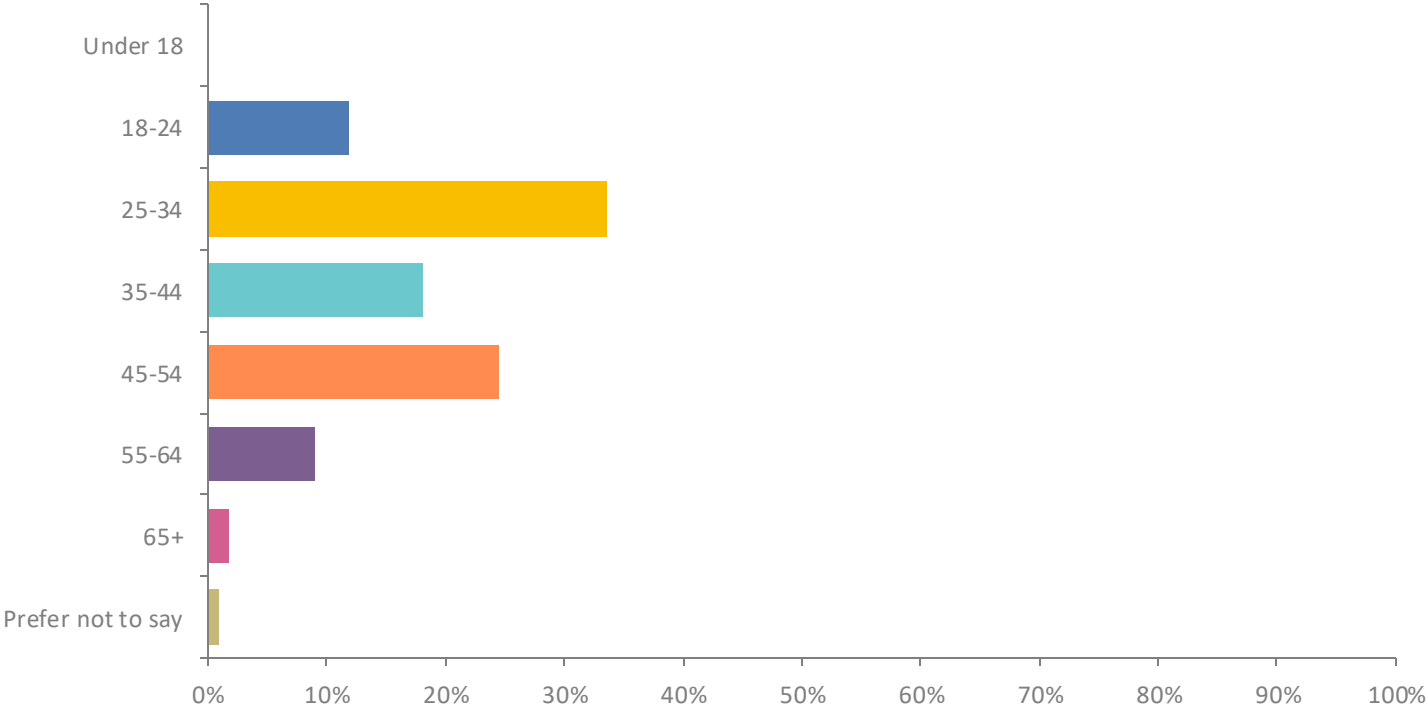
## Q6: What led you to train or work in gardening? Select one response from the following list that most closely matches your own

Answered: 110 Skipped: 0

ANSWER CHOICES	RESPONSES	
I wanted an outside job in the fresh air	8.18%	9
I wanted to work with plants, gardens, landscapes, the environment	53.64%	59
Being in horticulture is a family tradition/ expectation	0.91%	1
I wanted to have my own business	6.36%	7
Potential income and financial security	1.82%	2
A change from a previous job or career	20.0%	22
Gardening offers part time and flexible work around my other commitments	1.82%	2

# Q8: What is your age?

Answered: 110 Skipped: 0



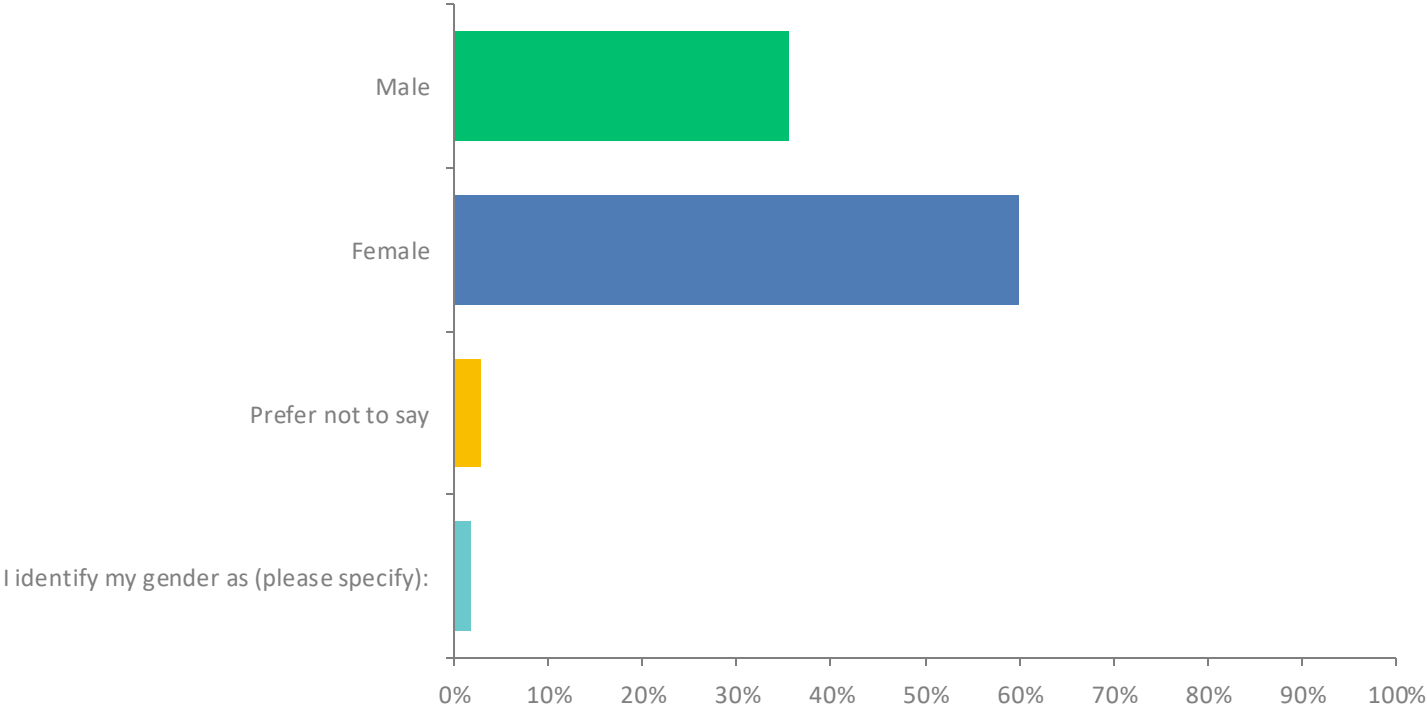
## Q8: What is your age?

Answered: 110 Skipped: 0

ANSWER CHOICES	RESPONSES	
Under 18	0%	0
18-24	11.82%	13
25-34	33.64%	37
35-44	18.18%	20
45-54	24.55%	27
55-64	9.09%	10
65+	1.82%	2
Prefer not to say	0.91%	1
<b>TOTAL</b>		<b>110</b>

# Q9: What is your gender?

Answered: 110 Skipped: 0



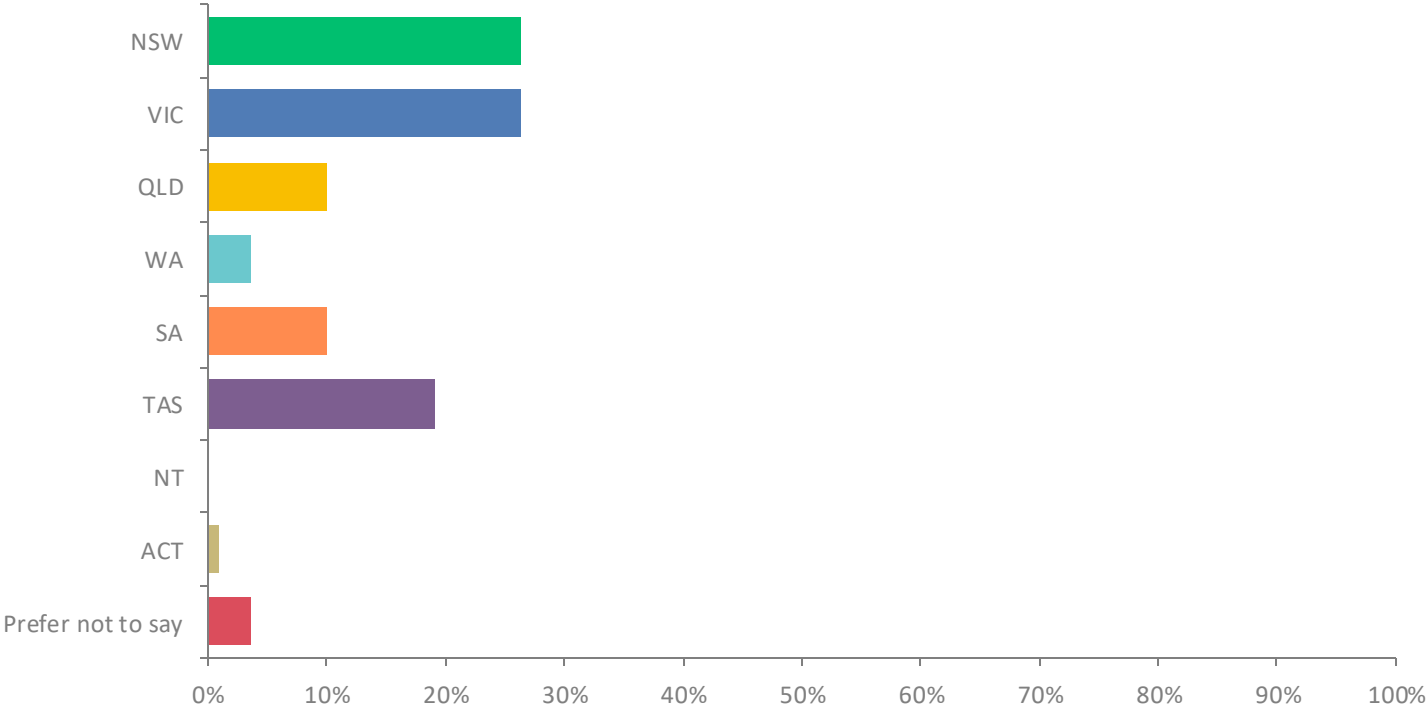
## Q9: What is your gender?

Answered: 110 Skipped: 0

ANSWER CHOICES	RESPONSES	
Male	35.45%	39
Female	60.0%	66
Prefer not to say	2.73%	3
I identify my gender as (please specify):	1.82%	2
<b>TOTAL</b>		<b>110</b>

# Q10: Where do you live?

Answered: 110 Skipped: 0





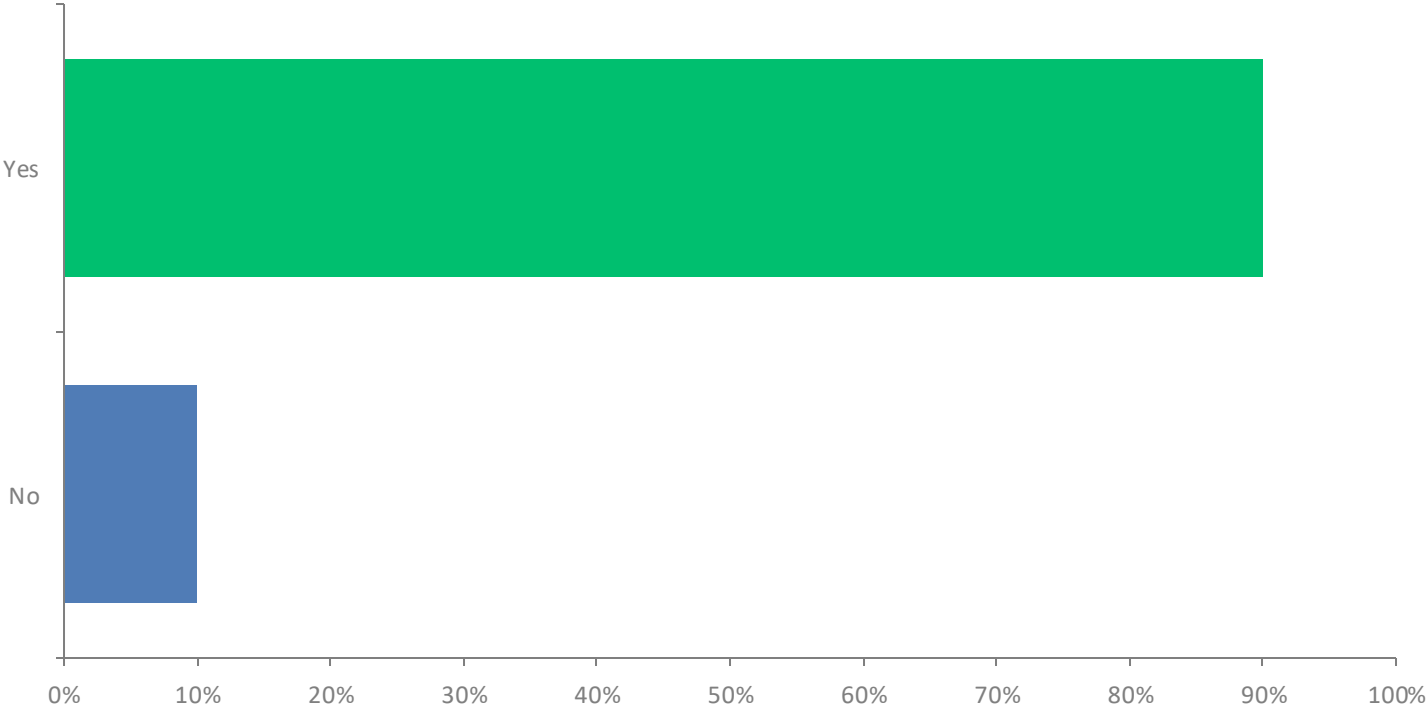
## Q10: Where do you live?

Answered: 110 Skipped: 0

ANSWER CHOICES	RESPONSES	
NSW	26.36%	29
VIC	26.36%	29
QLD	10.0%	11
WA	3.64%	4
SA	10.0%	11
TAS	19.09%	21
NT	0%	0
ACT	0.91%	1
Prefer not to say	3.64%	4
TOTAL		110

# Q11: Would you be willing to participate in further research about gardening?

Answered: 110 Skipped: 0



## Q11: Would you be willing to participate in further research about gardening?

Answered: 110 Skipped: 0

ANSWER CHOICES	RESPONSES	
Yes	90.0%	99
No	10.0%	11
TOTAL		110